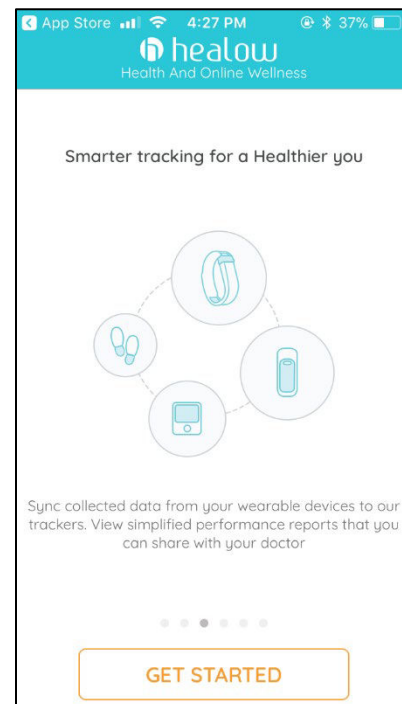
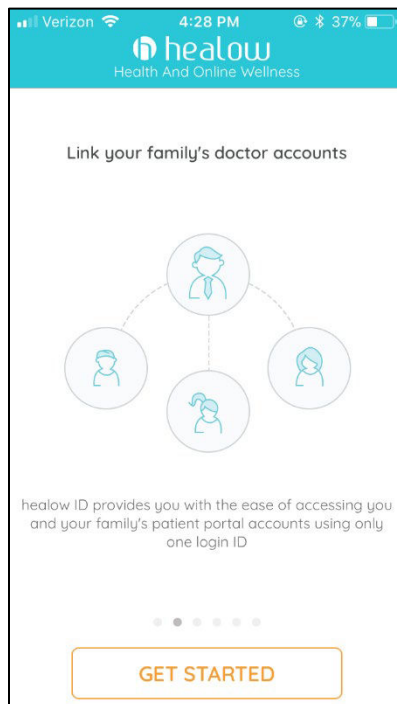
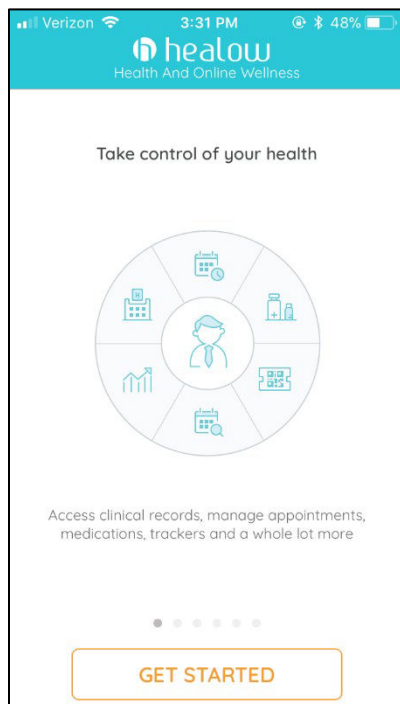




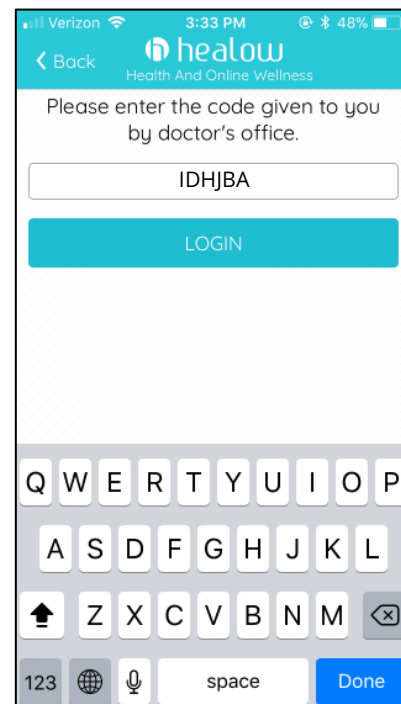
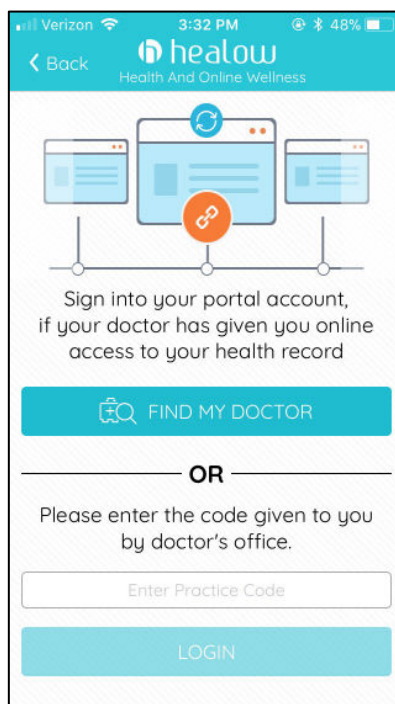
## eClinicalworksApp Patient Portal User Registration Guide

After you've downloaded the application, swipe through the tutorial of benefits the Healow app has for you! Then press "Get Started"



Type in the code  
for American Family  
Medical ID:

**IDHJBA**



Login with your patient portal account username and password

The screenshot shows the login interface for the American Family Medical Patient Portal. At the top, there's a status bar with 'Verizon', '3:33 PM', and '48%' battery. Below is a teal header with a back arrow and the word 'Login'. The main area has a large white 'h' logo on a teal background. Below the logo, it says 'Login to Patient Portal account' and 'American Family Medical'. There are two input fields: 'user name' with a person icon and a password field with a lock icon and masked characters. Below these is a text line 'This account belongs to Myself' with a dropdown arrow. A large orange 'Login' button is prominent. At the bottom, there's a link 'FORGOT USERNAME OR PASSWORD ?'.

Create and confirm a security pin for easy and secure access.

This screenshot shows the 'Create PIN' screen. The header is teal with 'Create PIN' text. The main text reads: 'The confidentiality of your health information is important to us. For that, we need you to create a 4 digit PIN of your choice to be used to unlock your app.' Below the text are four empty circles for the PIN digits. At the bottom is a numeric keypad with letters associated with each number (e.g., 2 has ABC, 3 has DEF, etc.).

This screenshot shows the same 'Create PIN' screen as the previous one, but with the instruction 'Please confirm PIN.' displayed in orange text below the four empty circles. The rest of the interface, including the header, main text, and numeric keypad, remains the same.